




HOSE AND CLAMP SUMMARY

PARTS BOOK "D"

		HOSE									
Page	Table	Part	Description	9x12	12x18	15x20	32x40	38x46	58x64	80x85	120x128
14	2	76	Air cleaner to valve cover			220					
92	7	68	Carb vent line to float bowl(2x50)	ø100							
92	7	74	Carb vent line to discharge	70							
108	9	5	Air cleaner to air log								Special
114	10	13	Intake manifold		48						
156	13	47	Intake manifold to thermostat		30						
332	28	128	Vacuum to manifold		ø200						
332	28	133	Vacuum to booster		50						
370	31	20	Fuel tank to vent tube		ø100						
370	31	22	Vent tube to filler neck		ø100						
370	31	27	Fuel tank vent line (4x75)	300							
370	31	29	Fuel tank vent line (4x20)	80							
370	31	33	Fuel tank vent line (4x20)	80							
370	31	38	Vent boot								
390	33	19	Radiator (top) to thermostat				120				
390	33	22	Radiator (bot) to K pipe					70			
390	33	25	K pipe to water pump					70			
390	33	28	K pipe to manifold		140						
460	41	78	Battery box drain		145						
460	41	79	Booster tray drain		220						
592	48	60	Heat exchanger upper left			200					
592	48	60	Heat exchanger upper right			200					
592	48	61	Heat exchanger lower left		50						
592	48	61	Heat exchanger lower right		50						
592	48	97	Air intake left								185
592	48	98	Air intake right								390
592	48	99	Defroster tube left					250			
592	48	99	Defroster tube right					250			
592	48	103	Distributor pipe to K pipe			210					
592	48	103	Distributor pipe to head elbow			210					
			TOTALS	530	1133	1040	120	140	500	390	185

CLAMP											
											
Cotter		Toggle		BAND LENGTH				NORMA			
5mm	9mm	5mm	9mm	5mm	Total	9mm	Total	12	18	20	40
										1	*
								4			
		2		600	1200						**
									2		
									2		
									2		
2				160	320						
2				160	320						
								8			
									1		
			2alt			380	760				2***
	2					380	760				
	2					380	760				
2				160	320						
1				160	160						
1				160	160						
2				160	320						
2				160	320						
2				160	320						
	1					930	930				
	2					675	1350				
	1					500	500				
	1					500	500				
2				160	320						
2				160	320						
20	9	2	2alt	2360	4400	3745	5560	13	8	1	2

B Indicates a braided or woven cover. All other hoses are smooth




* 2 9mm cotter clamps used before engine #5500996; One 22mm Norma at the valve cover end for engines after #5500996

** Some archival photos show 9mm toggle clamps rather than 5mm toggle clamps

*** Some believe Norma clamp designation is incorrect and should be 9mm toggle clamps as in Parts book C shown as an alternate

CLAMP SUMMARY




PARTS BOOK "C"

CLAMP														
						BAND LENGTH								
Table	Part	Description	5mm	9mm	5mm	9mm	5mm	Total	9mm	Total	12	18	20	40
2	67	Air cleaner to valve cover												1
7	69	Carb vent line to float bowl									4			
9	6	Air cleaner to air log			2		600	1200						
10	13	Intake manifold										2		
13	45	Intake manifold to thermostat										2		
29	128	Vacuum to manifold										2		
29	133	Vacuum to booster										2		
32	10	Fuel tank to vent tube	2				160	320						
32	22	Vent tube to filler neck	2				160	320						
34	20	Radiator (top) to thermostat				2			380	760				
34	26	Radiator (bot) to K pipe		4					380	1520				
34	29	K pipe to manifold				2	160	0						
42	78	Battery box drain	1				160	160						
42	79	Booster tray drain	1				160	160						
49	20	Heat exchanger	8				160	1280						
49	91	Air intake left		1					930	930				
49	92	Air intake right		2					675	1350				
49	93	Defroster tube left & right		2					500	1000				
49	98	Distributer pipe to K & head	4				160	640						
		TOTALS	18	9	2	2alt	1720	4080	2865	5560	4	8	1	2

CLAMP SUMMARY

PARTS BOOK "B"




Table	Part	Description
2	67	Air cleaner to valve cover
7	69	Carb vent line to float bowl
9	6	Air cleaner to air log
10	13	Intake manifold
13	45	Intake manifold to thermostat
29	128	Vacuum to manifold
29	133	Vacuum to booster
32	10	Fuel tank to vent tube
32	22	Vent tube to filler neck
34	20	Radiator (top) to thermostat
34	26	Radiator (bot) to K pipe
34	29	K pipe to manifold
42	78	Battery box drain
42	79	Booster tray drain
49	20	Heat exchanger
49	91	Air intake left
49	92	Air intake right
49	93	Defroster tube left & right
49	98	Distributer pipe to K & head
		TOTALS

CLAMP												
				BAND LENGTH								
5mm	9mm	5mm	9mm	5mm	Total	9mm	Total	12	18	20	40	
										1		
								4				
		2		600	1200							
									2			
									2			
									2			
	2			160	320							
	2			160	320							
			2			380	760					
		4				380	1520					
			2			160	320					
	1			160	160							
	1			160	160							
	8			160	1280							
		1				930	930					
		2				675	1350					
		2				500	1000					
	4			160	640							
	18	9	2	2 _{alt}	1560	4080	3025	5880	4	8	1	2

CLAMP SUMMARY

PARTS BOOK "A"

Table	Part	Description
2	67	Air cleaner to valve cover
7	69	Carb vent line to float bowl
9	6	Air cleaner to air log
10	13	Intake manifold
13	45	Intake manifold to thermostat
29	128	Vacuum to manifold
29	133	Vacuum to booster
32	10	Fuel tank to vent tube
32	22	Vent tube to filler neck
34	20	Radiator (top) to thermostat
34	26	Radiator (bot) to K pipe
34	29	K pipe to manifold
42	78	Battery box drain
42	79	Booster tray drain
49	20	Heat exchanger
49	91	Air intake left
49	92	Air intake right
49	93	Defroster tube left & right
49	98	Distributer pipe to K & head
		TOTALS

CLAMP											
				BAND LENGTH							
Cotter		Toggle		5mm		9mm		12		18	
5mm	9mm	5mm	9mm	5mm	Total	9mm	Total	12	18	20	40
	2					160	320				
								4			
		2		600	1200						
									2		
									2		
									2		
2				160	320						
2				160	320						
			2			380	760				
	4					380	1520				
	2			160	0						
1				160	160						
1				160	160						
8				160	1280						
	1					930	930				
	2					675	1350				
	2					500	1000				
4				160	640						
18	13	2	2alt	1720	4080	3025	5880	4	8	0	2